


Jolly Phonics Workbook 6

y x ch sh th th

Sue Lloyd and Sara Wernham Illustrated by Lib Stephen



Jolly Phonics Workbook 6

*The Jolly Phonics Workbooks teach progressively, with more to learn in each Workbook.
Progress can be assessed on the skills checklist below.*

Reading

Recognizes the sixth group of sounds - y, x, ch, sh, th, th. pages 2-11

Can read consonant blends.

For example: cr, sl, sm, dr.

pages 14, 15

Writing

Can write the sixth group of sounds - y, x, ch, sh, th, th. pages 2-11, 6

Can also write regular words with the new sounds. For example: yes, six
chop, ship, this, thin, sheep, teeth.

Begins to write in joined-up writing (cursive).

(Some schools do not use joined-up writing for young children.
Check with your child's school to see what their handwriting
policy is).

pages 3, 7, 9, 11, 15
16, 17, 20, 23


Can write the capital letters.

page 12

**Can begin to choose between oa, o-e and ow
in spelling words, and between ee and ea.**


pages 17, 20

Write your name.



Bee, Inky and Snake decide to go on a picnic. Inky is bringing yogurt.
yummy yellow yogurt y, y, y.

Y y



Action: Pretend to be eating a yogurt and say y, y, y.


yummy yellow yogurt

y y y y y y y y y y

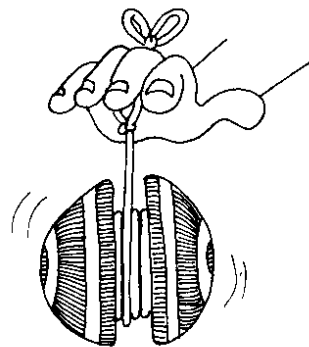

y y y y y y y y y y

yy yy yy yy yy yy yy yy yy

ogurt



Capital




o o

Y Y Y Y Y Y Y Y Y Y

X x

The girl has broken her arm.
Her brother is pretending to take an x-ray.
He points and goes *ks, ks, ks*.



Action: Pretend to take an x-ray and say *ks, ks, ks*.


X borrows the sounds of k and s.

es es x es es x


X x x x x x x x x x

x x x x x x x x x x


x x x x x x x x x x



Capital



fo__




bo__

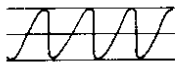
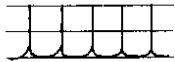
X x x x x x x x x x



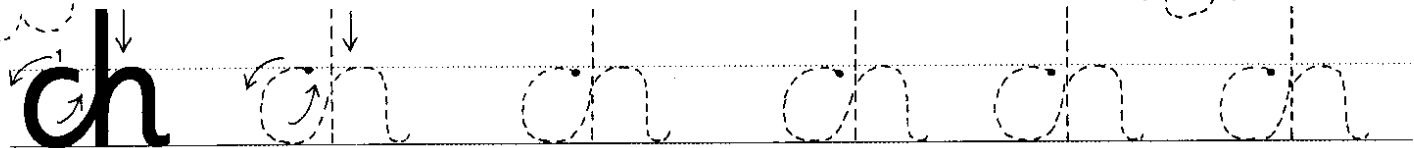
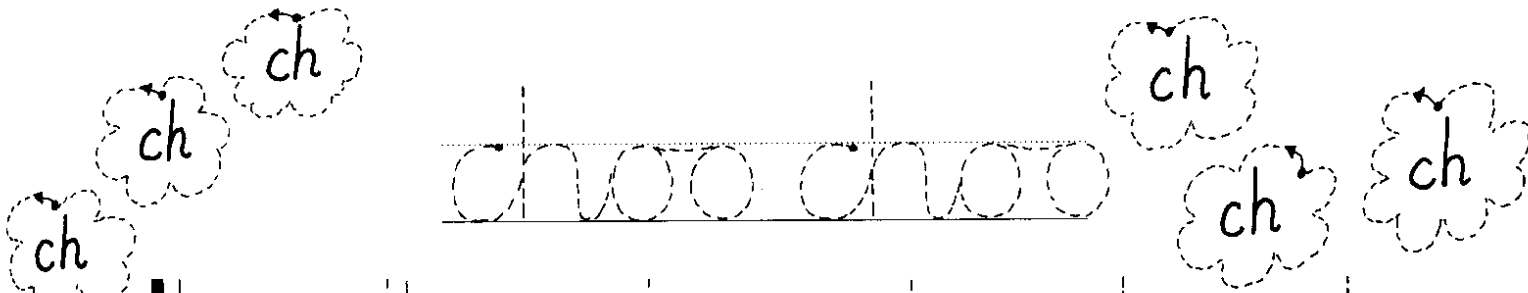
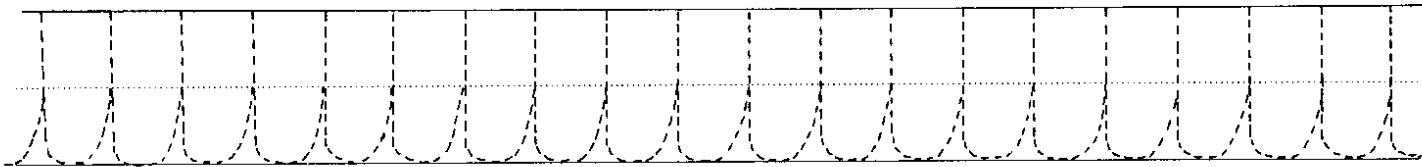

Bee, Inky and Snake have seen an old steam train.
They pretend that they are on it, going *ch, ch, ch*.

ch





Action: Move arms at sides as if you are a train, saying *ch, ch, ch*.

Tall letters are joined about halfway up,
not at the top  X or bottom  X




__ icken



__ eese

bun__



sh

Everyone must be very quiet
so the baby is not woken up.



Action: Place finger over lips and say *sh, sh, sh*.